

# **TORNADO** Tornado Foosball Frequently Asked Questions



**Before we begin: we've added this document as a way of communicating the 'official manufacturer position' on some things. Reviewing a lot of the information posted by dedicated Tornado fans on the web, you'll find differences in what you "should" do (or not do) and what you "can" do (or not do) with your Tornado table.**


## **HISTORY**

**Answer this one once and for all, is it 'Tor-Nay-Do' or 'Tor-o-Nah-do'?** Well, really, you can call it "Tomato" or even "Turbo Honker," just keep buying OUR tables, right?

But since we're asked, quite often: Notice how the company logo shows a soccer ball caught in a cyclonic weather phenomenon common to the plains states. Also, inspiration came from the name of the [Dallas Tornado](#), a local NASL Soccer franchise that played from 1967 to 1981. Say, that's a familiar-looking logo...



The name of any product from Oldsmobile had nothing to do with it – incidentally, "Toronado" (note the extra "o") is a made-up cool-sounding word with no prior meaning originally used by GM for a 1963 Chevrolet show car. There is no "Toronado is the Spanish word for..." They made up "Camaro" too.



### **Is there any way to tell how old my table is?**

While split-cabinet coin and home tables are serialized, we lack a comprehensive serial number record to work from. Lower-level models have no serial number. This is a case where you really should check with the experience of people on Internet Foosball Forums. Someone there will know exactly how old their bought-new table is and you can work from there.

In a way, this led to retiring the “Weather phenomena” names of the tables (Storm, Cyclone, Whirlwind and Twister). Someone could have a Storm that was 2 weeks old, 2 years old, or 2 decades old.

### **Where are your tables built?**

- Since 2009, all tables are built here in the U.S. in Richland Hills TX
- For about 2 years (2007-2009) during the period of Brunswick ownership (2002-2009), coin and T-3000 tables were built in Grand Prairie TX and other non-coin models were imported from Asia.
- At various times prior, a few entry-level models like the Hurricane and Zephyr were imported, but more upscale home models and all split-cabinet tables were U.S. built.

### **Explain T-2000 and T-3000 and all that, it’s confusing...**

- The current NON-COIN SPLIT CABINET model is the Tournament 3000 (or “T-3000”).
- There is also a T-3000 Crimson Pro edition and a T-3000 Matte Black Pro edition, as applies to the laminate color.
- The current COIN OPERATED MODEL is the Platinum Tour Edition (or Crimson or Matte Black, as applies to the laminate color)
- Meaning there is NO SUCH THING as a “Coin T-3000”
- At some point, the T-2000 went from being “any Tornado table with split cabinet construction” to simply the NON-COIN split cabinet Tornado table. This has roots in the non-coin version being called the “TP-2000” for “time play” as opposed to “Coin operation”
- After that point, the coin table was simply known as “Tornado Coin Foosball

**What's up with this old Twister? There's no ball return!!** The logic here was if you shoot the ball hard enough, it'll pop back out of the goal box. If not, reach in & get the ball. Was a bit of an experiment to possibly keep down the price of an entry-level table, and that we haven't done it ever since shows the experiment *was not* a rousing success.



**What's the story with TornadoFoosball.com?** Charles and Diana Mackintosh did a brisk business selling tables and parts under their TornadoFoosball.com website and were great partners. When they decided to retire, Valley-Dynamo purchased the domain from them. The intent was to continue selling tables and parts, but it brought up some conflict with our Dealer network. So we shuttered the sales aspect and while we decide what to do, we've opted to at least keep the domain under our control, so our name doesn't fall into the hands of "Brand X" foosball manufacturer.

## **NEW TABLES**

### **Can I buy tables directly from you?**

All sales are done through Dealers. [Use this link to locate your nearest Dealer.](#)

### **What if there's no Dealer in my country?**

E-mail our [International Sales Department](#) for assistance.

### **Can I buy just the top (or bottom) of a split cabinet table?**

All split-cabinet tables are built as a single piece and then individually cut. This helps give them their legendarily solid feel – but it also means a random top will *never* “plug and play” with a random bottom. This method of construction also means no stack of tops and a stack of bottoms in inventory, or any one-without-the-other. When you make one, the other always happens. Finally, when the table has a patterned laminate such as a woodgrain,



marble, or other custom request – the top and bottom halves mate up.

Think like an egg here.

### **Can I buy a table in a custom color?**

Because ALL Tables are built here in our Richland Hills TX facility, we can and do produce a variety of tables in custom laminates (see photos), as well as Hand Crafted furniture-grade tables in the customer’s choice of stain. See the available options [On our website](#) and talk to your Dealer about further customization.




### **Can I order a table with a custom playfield logo?**

That is not an option. That means doing a single custom playfield laminate at great expense and considerable lead time. We can't just "do a wrap" like on the exterior because of the texture change. You should be proud of your Tornado table.

### **Do you sell single-goalie tables?**

Coin and T-3000 models are available with single-goalie options. Rather than add stick-on ramps in the corners, our single-goalie tables incline the playfield under the laminate for a seamless look.

This means we also do not sell kits to change a table to (or from) a single goalie configuration.



### **My table has a "dead spot" between the players, what's up with that?**

"Dead Spots" of this type are an unavoidable part of the very physics of how the table is constructed. To move the player rods any closer together would allow the foosmen's feet to come into contact, interfering with play for both players and very likely damaging one or both foosmen.

This is true on any Tornado table or any other manufacturer's table – just as there are areas of every car or truck's windshield even the best windshield wipers will be unable to reach.

Play is normally fast enough where this is irrelevant, but when it occurs, Section 6 of the USTSA rulebook and Section 4.4 of the ITSF Rulebook address proper handling of a Dead Ball.



**I'd like to order a table for use outdoors. OK, maybe not totally outdoors but with a screened-in porch. Are your tables weather proof?** Tornado Foosball tables are recommended for indoor use only. Even if the table is not directly exposed to rain, snow, etc., the changes in temperature and humidity will affect the wood cabinet and the playing experience and will threaten the long-term durability of your table. Extended exposure to very humid climates will swell the wood and may corrode or rust the metal parts. None of these situations are subject to warranty coverage. ***Tornado tables are "indoor use only."***

**(Dealer Name) had a photo of a table with "number block" score beads. Are tables available with these?** Not unless they have VERY old inventory or used tables. We stopped using these on new production back in 2013. If this is a make-or-break issue with your new table, check with your Dealer (and maybe encourage them to put some [updated photos](#) on their website)



**(Dealer Name) had a photo of a table with "round Tornado logo" plates, are tables available with these?** Not at present, there have been persistent quality issues with this part since late 2020. They may someday return, but there is no timetable at this point. If we are going to do them again, we want to do them right.

**Why does the Tornado Elite return the ball to the side that last scored? Tournament play dictates the next serve is made by the team who was last scored upon (the "loser" serves).** The Elite is designed that way so when a player is practicing, they do not need to walk all the way around the table every time they score a goal to retrieve the ball. The logic being during a friendly game, your opponent can just hand the ball across the table as needed.

You *could* attempt to remove the ball return and rotate the diverter inside, but it's a tremendous amount of effort and may just as easily cause new problems with jamming and failure to return at all.

**Do your tables have telescoping rods, do you offer them?** No Tornado product had ever used telescoping rods. We've not been able to find one that played properly, felt right, had acceptable durability, and maintained a reasonable price point for the table.


**Yes, this is the Tornado FAQ page, but will Tornado parts fit a Dynamo Foosball table?** When they were designed, the Tornado table line and the Dynamo Foosball line came from separate, independent companies paying no attention to interchangeable parts. Yes, a Jeep might use the same fuel pump or alternator as another Chrysler product now, but not a 1980 pre-merger Jeep. When Valley and Dynamo became Valley-Dynamo just over 20 years ago, the Tornado line was more recognized in the Tournament community and the Dynamo coin foosball line quickly discontinued, with Dynamo home foosball tables fading out over the following years. We stocked Dynamo parts for a while but eventually stopped, and the parts inventory was depleted.

The most frequently asked question regarding that parts issue: Tornado rods will not work on a Dynamo table. Tornado rods are shorter and thinner.

**I want to manufacture tables; can I get a wholesale account to buy discounted parts?**

We avoid this because use of Tornado parts on any table implies that we endorse or support the table and can provide service for it. You can certainly buy parts as needed from us, but not at Wholesale pricing.

**I want to manufacture tables; can you provide blueprints / drawings / measurements / dimensions / a hardware kit?**



## CARE AND SERVICE OF EXISTING TABLES



### Are parts available for tables **THIS** old?

The non “black and yellow” men, the “D” logo on the playfield and the white ramps in the corners reveal this as a very early-production Tornado table, as much as 50 years old. Nobody currently with the company has enough experience to know if ANY current parts will fit and work on a table of this era and no existing documentation goes this far back. The “Corporate policy”

on this is “very likely no.”



### Can I purchase men like the one shown on the left?

This style predated the introduction of the roll pin in 1994. All Tornado men for nearly 30 years have attached with a roll pin. You will need to order the current men, and roll pins to secure them to the rod as your bolts will be too short.

**What men do I need for my table?** We will expand here on what’s said on the [FOOSBALL PLAYERS](#) order link.



**Foosball Players**  
Engineered for TORNADO tables only. We make no claims they will fit any other brand of table.

Confused about what to order for your table? *Each man comes from the same mold. Upgrade or go cheap if you choose.*



**UNWEIGHTED** - Used on entry level models  
**STANDARD** - with counterweights for better feel. Used on premium models and coin tables  
**TOURNAMENT** - identical to standard, but with a more snug fit on the rod and considerably more difficult to install. For the enthusiast player.

**UNWEIGHTED** men were used on entry-level models like the Twister and Whirlwind tables and the current Sport table.

**STANDARD** counterweighted men are used on pretty much all other tables.



Your table really won't care which men are on it. They all come from the same mold, and install the same way.

TOURNAMENT men are STANDARD men engineered for a tighter fit on the rod as enthusiast players prefer. They will be *very very tough* to install because of that tight fit, so if you're thinking "Maybe it'd be nice" instead of "Yep, I am willing to put up with the effort needed" you're better off sticking to STANDARD men.

**How can I tell the UNWEIGHTED and WEIGHTED men apart since they come out of the same mold?** Each man has a tiny hole in the back of their head. Shine a flashlight and you can see the silver from the weight. No silver – no weight.

**I think I locked the keys inside my table, how I can open it and hopefully get them out?**

The [push locks](#) in split cabinet tables cannot be drilled out. You could remove the pins in the [hinges](#), saw through (and replace) the [lock tongues](#), or buy a new cabinet key. We only stock the [90094 Key used in current tables](#).

**Ordering just one or two keys does not meet your minimum order, can you make an exception?** We are a manufacturing operation that sells a few parts on the side. Dealers that specialize in parts may be able to process a small order, but Accounting says we have more overhead to cover. Besides, any Foosball table has wear items such as balls, men, bearings, bumpers and handles and you don't need to add many more items to reach the minimum.

**Can I adapt a table with 1.5" sidewalls and press-in bearings to use the patented Tornado split bearing/bearing nut combo?** This would require precisely enlarging *and* maintaining alignment on each of the 16 bearing openings on your table. At the factory, the sidewall is drilled by precision CNC equipment before the table is assembled. Any functional gains from the bearing change are greatly outweighed by the risk of

doing permanent and irreversible damage to your table – you won't be able to make the holes smaller again or realign them. We advise against trying this.

**Are there any tricks to removing the press-in bearings?** Press a 13/16" or 7/8" socket against the 'teeth' on the bearing. It should compress them all simultaneously and allow for easier removal of the bearing.

**Can I purchase new laminate for my table? How do I relaminate it?**

As noted above, we first laminate a complete sidewall, drill most of the openings, assemble the table, and then cut the cabinet and add openings for locks and the coin mech (as appropriate for Coin and T-3000 models). While we sell Platinum exterior laminates for the current models, they are full sheets that will still need to be cut, routed, and drilled. It's a good option if you have one side with damage you want to match the other 3, and a pricey and labor-intensive option for a complete reskin.

Find someone locally who does cabinet refinishing and remodeling. They can sell an entire sheet of the laminate in the color and texture of your choice from their available selections. They may be able to match existing colors if that's your preference (Helpful tip: the old marble tables are a Formica® brand laminate)

As far as how to re-laminate the table, start by asking the folks you're buying the laminate from, and maybe consult some websites for information on furniture refinishing. Google® is your friend. Remember: what we do laminating new wood and then cutting out all the openings is useless to re-doing a fully assembled table.

**Can I purchase a new playfield laminate?**

We only sell playfields mounted on the wood so all the markers and lines maintain their precise locations. For any split cabinet table, playfield replacement is fairly straightforward due to the easy access from the bottom. Things get more complicated with the current-model Elite and Classic (and older Storm and Cyclone) and the ball-return-hardware

attached beneath - you may want to [contact our Tech Support department](#) for more in-depth assistance. On the current-model Sport (and older Whirlwind and Twister) you'd basically need to destroy the cabinet to access the playfield for replacement. Maybe that playfield-replacement budget is better-used toward a newer upgraded table?

**I got an incredible deal on a cabinet and just need all the game-play parts. Can you provide a quote for these items?**

We get asked this quite a lot. Unfortunately, you are looking at over \$400 *just for the rods*. The rods and all other game-play parts are [available for purchase on this web site](#) for you to make your determination. These deals usually happen because someone learned how much all the “other parts” would cost and simply upgraded to a new table and discarded the old cabinet. Be wary if you get offered a great deal on a cabinet that just needs the game-play parts. It's not the bargain you think it is.

**I'm fixing up an old table, can you tell me what all parts I need?**

**(usually a coin or split-cabinet table issue)** It seems like whenever this happens there's an angry call or e-mail after that we forgot something or added something – so we are not fans of listening to a detailed description, hoping it's complete, trying to figure out the answer, and then hearing we got it wrong. You have the ultimate advantage of *actually having* the table where you can see it and check it out. We've helpfully provided [schematics at this link](#) that usually include drawings AND photos of what the complete table is supposed to look like.

**I got an incredible deal on a table that needs the cabinet restored or a new cabinet. Can you provide a quote?** We do not sell Cabinets or Cabinet Components for any of our tables. These deals usually happen because someone found this out and simply upgraded to a new table and discarded the old cabinet (or sold it really cheaply). Unless you have the woodworking skills to rebuild the cabinet on your own, this is not the bargain you think it is.

**Do you only sell hollow foosball rods? I want solid rods.** Tornado tables are equipped ONLY with hollow rods. In our experimenting and

testing, solid rods weighed more, cost more and were more prone to bending. None of which is an advantage.

**Are your rods guaranteed against bending?** Through years of testing and use in tournaments, we feel we've achieved a happy medium where the rods are durable yet not terribly expensive to replace. For the kind of rod with that sort of tensile strength, we're talking military-spec and that means several hundred dollars per rod and a \$10,000 table.

**You only sell the coin foosball rods on your website, can I purchase rods for a non-coin table?** Coin-op rods use a thicker gauge of steel and are more durable and bend-resistant. They are the same dimensions and will fit nearly every non-coin Tornado table. They lack the chrome plating of the thinner-wall home-model rods because we cannot heat-treat a chrome-plated rod. If the rods on your home table have gotten to where they require replacement, your best move is to upgrade to the sturdier coin rods, which cost the same and are the same size.

**Do you sell tips, protectors or guards for foosball rods?**

Tip protectors are actually not practical, there's no clearance once the rod is pulled in all the way – so they'll just pop off. While we do not sell guards, there are a number of aftermarket options available, you might try [this product from Protecto Flex](#).

**Do you sell other Foosball accessories?**

As a manufacturer our focus is on building the tables, leaving things like covers, overhead lighting, handle-wraps, rod clamps, etc. to the aftermarket. For those type of accessory items, we'd simply be buying items from an outside supplier, stocking them and marking up the price.

**What parts are available for the Import Tables built from 2007-2009?**

Play parts including rods, men, bearings, bumpers, etc. are fully compatible with current model tables; but cabinet and internal parts will no longer be available from us (you MIGHT check with Brunswick – their current Foosball lineup looks a little familiar...). Any remaining unique

items that are not common with the current model tables can be purchased in the [FOOSBALL FACTORY OUTLET](#) on the WebStore.

**Can I purchase a new patent plate for my table like the one in the photo?**

We understand and sympathize that some folks have some very, very old tables where the patent plate has gone missing or become worn. They have a legitimate need for this plate and an honest desire to put it only

where it should go. Unfortunately, plates that went missing tended to end up on products that lack the patented features or aren't even true Tornado products. In the interests of protecting our patents, we cannot sell the patent plate apart from a table because we cannot control what it gets attached to.



**Can I purchase a new ITSF certification plate for my table like the one in the photo?**

We are only permitted by the ITSF to install this plate on the models they certify and—as is their right-- they are very particular about that. As with the patent plates, we cannot sell one apart from a table

as it could end up installed ANYWHERE (home model table, other manufacturer's table, tailgate of truck...) because we give up control as to what it gets attached to. And if the ITSF finds out they will by most unhappy – with us.



**Can I order “number block” score beads like those in this photo.**

Unfortunately, those are no longer available. Supply issues led to us reverting to the classic (and more readily available) “Black and blonde” score beads on Coin and T-3000 tables in 2013 (but still using the “goal and match” count configuration seen here).



**How can I convert my 3-man (single) goalie table to a single (3-man) configuration? (assuming no aftermarket or custom parts installation)** First, note [above](#) that a single-goalie Tornado table has its playfield ramped under the laminate. Single-goalie playfields are ramped in the corners to direct the ball back into play, on 3-man goalie table the outer goalies can reach the ball in the corner.

**For a 3-man to single goalie swap**, replace the outer goalies on your table's existing "Goalie rods" with [stop collars](#). These are secured with roll pins just like the men, with [bumpers](#) outside just like with the men. You will then need either aftermarket ramps in the corner, a replacement ramped playfield, or a willingness to tap a dead, cornered ball back into play.

**For a single to 3-man goalie swap**, replace the stop collars on your table's existing "Goalie rods" with additional men. You will then need either a replacement flat playfield, careful removal of any aftermarket corner ramps that might have been attached to the playfield, or a willingness to live with the outer goalies' toes hitting the ramps.

### **Are the Tornado men available in other colors besides Black and Yellow?**

Problem is that means ordering a LOT, we're talking "by the hundreds" to economically produce men in an "alternate" color. While the topic comes up periodically, it usually dies down once we start mentioning the purchase requirement. Someone remembers the last time we produced an "alternate" color and just how long we were stuck with the boxes and boxes and boxes of men in that color. So "Not normally, but wave around some money and commit to buying a several hundred to show you're serious and we might get a little more open-minded."

**Will Tornado men fit a 5/8" rod?** (like what Dynamo or possibly some other manufacturers have used) The Tornado rod is 0.62" diameter. The Dynamo rods were 0.625" diameter (5/8"). A Tornado man will not go easily on a 5/8" rod. It'll either be an *extremely* tight fit or you'll need to

modify the Tornado man to enlarge the opening. So the Tornado man might be made to fit, but he's probably not going to be happy about it.